

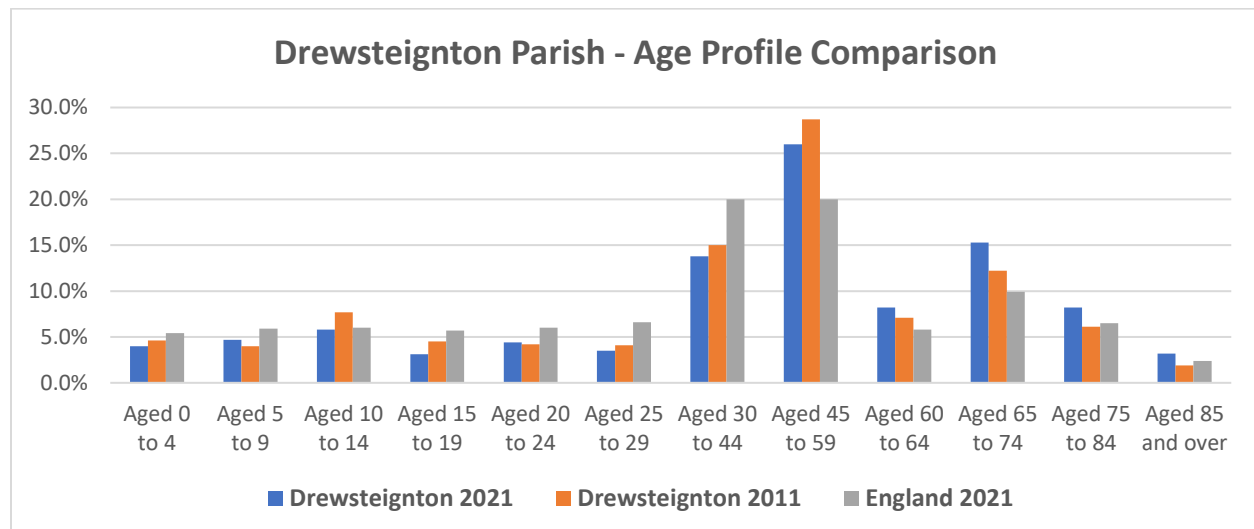
Drewsteignton Parish: Census 2021

This report covers the characteristics of people and households in Drewsteignton Parish in West Devon (GSS code E04003317) and highlights some of the most notable changes among the local population between the last two censuses (held in 2011 and 2021).

The population of the parish grew 3% to 830 (805 in 2011) as at Census day 2021.

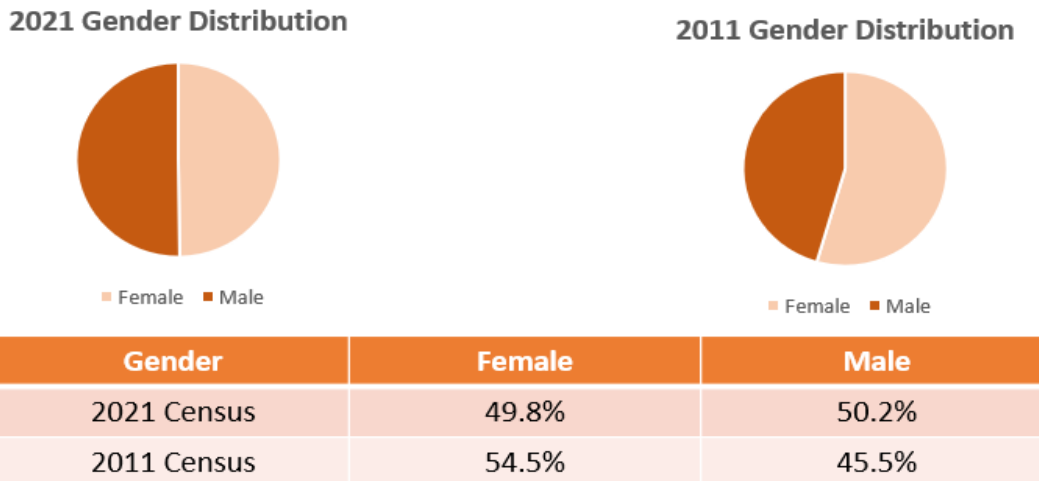


Drewsteignton Parish has aged between the last two censuses. the average (mean) age of residents was 46 years which compares with 44 in 2011, but younger than the average age of West Devon (51 in 2021 & 47 in 2011).

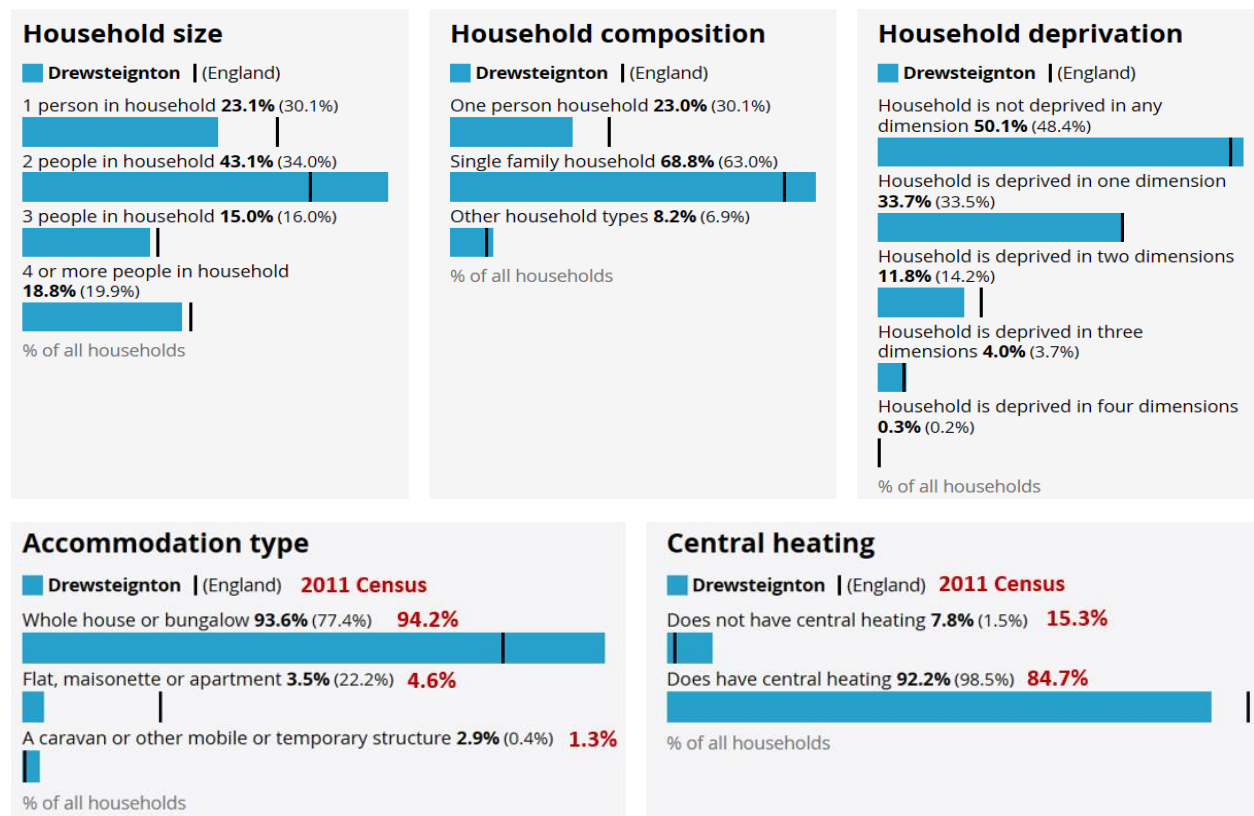


Schoolchildren and full-time students declined significantly since 2011 with noticeably less teenagers in the parish, contrasting with the over-60 population growing to 35% (290 residents) in comparison with 27% (220 residents) in 2011.

Gender distribution saw a more dramatic change with an unusual male dominated population recorded in 2021, than seen in 2011. This compares with UK data of Female 51% and Male 49%. No distribution by age data is currently available for the parish.

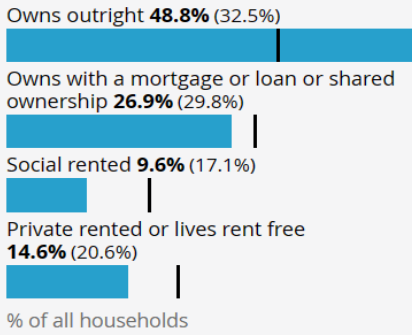


Household deprivation and the social rented sector in the parish and across England fell, which contrasts with the increase in West Devon. Over 48% of households are mortgage free and owned outright, with ~94% being a house or bungalow construction.



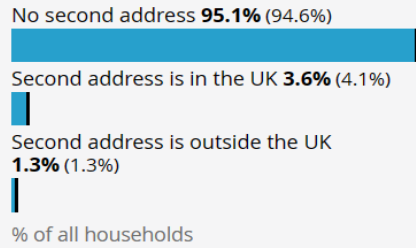
Tenure of household

Drewsteignton | (England)



Second address indicator

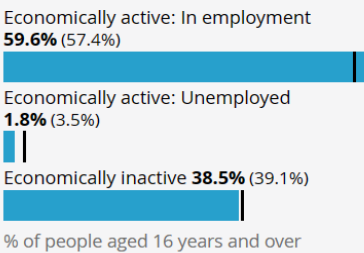
Drewsteignton | (England)



Economic Activity broadly aligns with the census data for England, with employment history and hours worked per week exceeding the comparator data for England. The parish is an active working community, that works locally or from home, as evidenced by the lower distances travelled to work. The nationwide growth in the economically inactive (England 39.1%), is reflected in the parish with 38.5% of residents (32.1% in 2011) that are neither working nor actively seeking employment. Economic inactivity includes students, early retirees and the long-term sick.

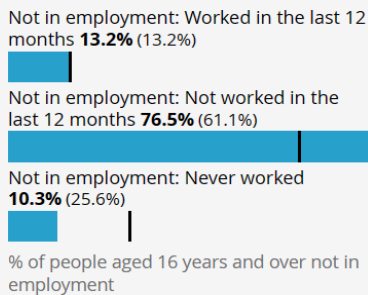
Economic activity status

Drewsteignton | (England)



Employment history

Drewsteignton | (England)



Hours per week worked

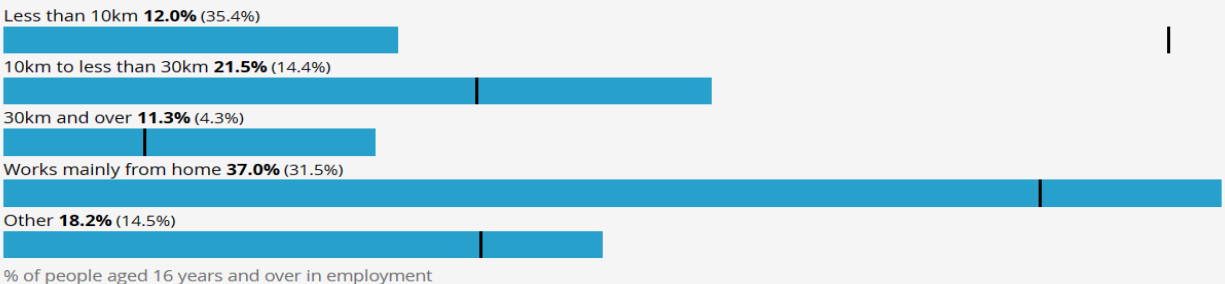
Drewsteignton | (England)



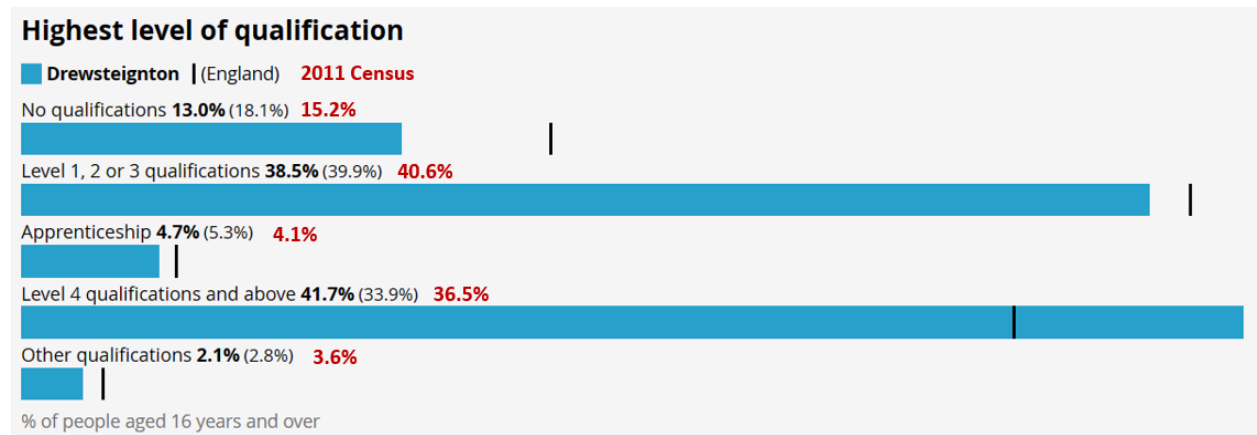
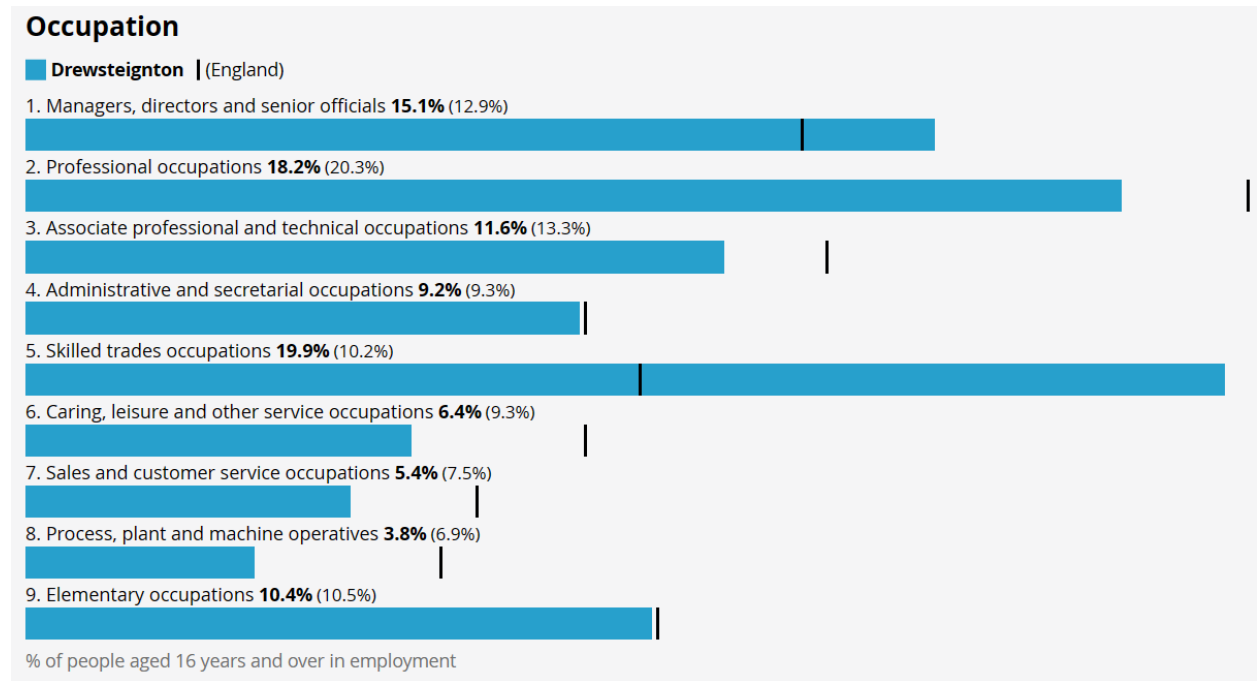
The rurality of the parish is highlighted by 80% of commuters use a car and travel alone to work.

Distance travelled to work

Drewsteignton | (England)



Occupations are reflective of an educated, professional and skilled community. Comparative data is not available, as the job classifications for Census 2021, combined several of the categories previously used in the 2011 Census data.



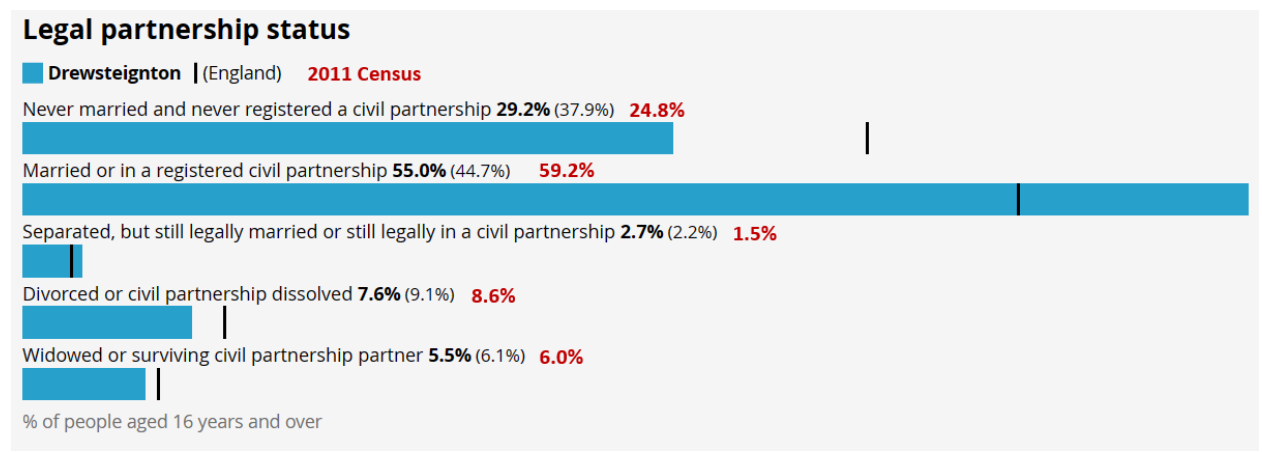
Note:

Level 3 qualifications: 2 or more A levels or VCEs, 4 or more AS levels, Higher School Certificate, Progression or Advanced Diploma, Welsh Baccaulaureate Advance Diploma, NVQ level 3; Advanced GNVQ, City and Guilds Advanced Craft, ONC, OND, BTEC National, RSA Advanced Diploma

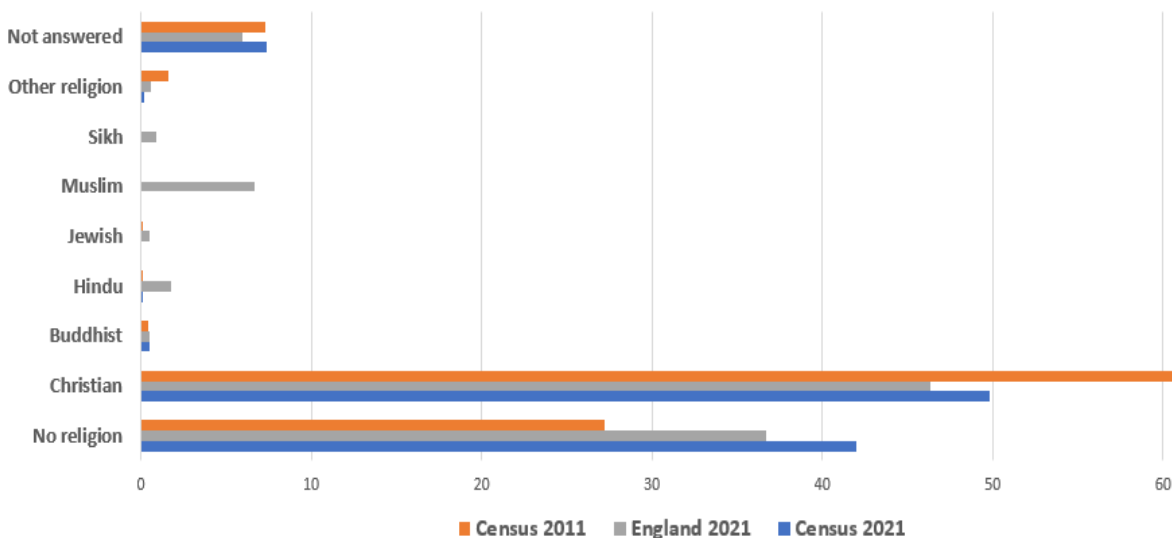
Level 4 qualifications or above: degree (BA, BSc), higher degree (MA, PhD, PGCE), NVQ level 4 to 5, HNC, HND, RSA Higher Diploma, BTEC Higher level, professional qualifications (for example, teaching, nursing, accountancy)

Changing relationships in Drewsteignton saw an increase in the proportion of people aged 16 years and over who had never married or registered a civil partnership (from 24.8% in 2011 to 29.2% in 2021). In contrast to West Devon (from 9.8% in 2011 to 10.8% in 2021), the percentage of people aged 16 years and over who had divorced or dissolved a civil partnership fell to 7.6%.

These figures include same-sex marriages and opposite-sex civil partnerships in 2021, neither of which were legally recognised in England and Wales in 2011. Same-sex marriages have been legally recognised in England and Wales since 2014 and opposite-sex civil partnerships have been recognised since 2019.



Religion based data requires caution when comparing figures between different areas or between censuses, as the census question about religious affiliation is voluntary and has varying response rates. In 2021, 42.0% of Drewsteignton residents reported having "No religion", up from 27.2% in 2011. The rise of 14.8 percentage points is consistent with the data for West Devon.

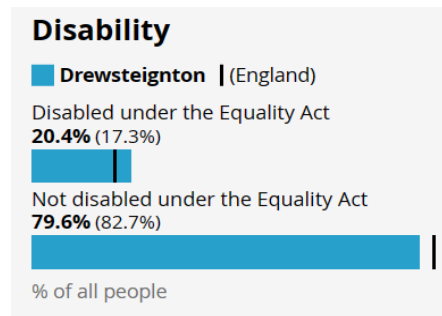


In 2021, 49.8% of people in West Devon described themselves as Christian (down from 63.2% in 2011), while 7.4% did not state their religion, consistent with 7.3% the decade before. There are many factors that can cause changes to the religious profile of an area, such as a changing age structure or residents relocating for work or education. Changes may also be caused by differences in the

way individuals chose to self-identify between censuses. Religious affiliation is the religion with which someone connects or identifies, rather than their beliefs or religious practice.

Assessment of Health remains relatively consistent over the decade however, Census 2021 was undertaken during the coronavirus (COVID-19) pandemic. This may have influenced how people perceived their health status and activity limitations, and therefore may have affected how people chose to respond.

Assessment of Health	2021	2011
Very good health	49.5%	50.8%
Good health	32.5%	31.7%
Fair health	12.6%	13.4%
Bad health	4.1%	3.0%
Very bad health	1.3%	1.1%



The 2011 census for Drewsteignton reported 26.3% of households had one person in a household with a long-term health problem or disability. Questions about disability in the 2011 Census and Census 2021 are broadly comparable however, across England there was a larger-than-expected decrease in the proportion of disabled people in the population.

Ethnicity & National Identity responses have many factors that may contribute to the changing ethnic composition of England and Wales, such as differing patterns of ageing, fertility, mortality, and migration. Changes may also be caused by differences in the way individuals chose to self-identify between censuses.

In 2021, 1.9% of Drewsteignton residents identified their ethnic group within the "Mixed or Multiple" category, up from 1.0% in 2011. Across the South West, the percentage of people from "Mixed or Multiple ethnic groups" increased from 1.4% to 2.0%, while across England the percentage increased from 2.3% to 3.0%.

In 2021, 97.5% of residents in Drewsteignton identified their ethnic group within the "White" category, (compared with 98.8% in 2011), while the percentage of people who identified their ethnic group within the "Other" category remained unchanged.

Topic	Category	2021	2011
Ethnic group	Mixed or Multiple ethnic groups	1.9%	1.0%
Ethnic group	White	97.5%	98.8%
Ethnic group	Other ethnic group	0.2%	0.2%
National identity	One or more UK identity only	92.2%	94.0%
National identity	UK identity and non-UK identity	2.2%	1.2%
National identity	Non-UK identity only	5.7%	1.7%

In line with West Devon, the parish has a very low percentage of people who do not identify with any national identity associated with the UK. Across the region, only Torrington (2.1%) had a lower percentage of people who did not identify with any national identity associated with the UK. In Census 2021, "British" was moved to the top response option and this may have influenced how people described their national identity.

Report prepared for Drewsteignton Parish Council using data publicly available from the Office of National Statistics, Census 2021 and utilising the Build a Custom Area Profile alpha data downloaded on the 30th October 2023. <https://www.ons.gov.uk/visualisations/customprofiles/build/>

Cllr Peter Brennan
18 November 2023